

Annex - Instructional Guide

SingPass Registration and 2FA Setup

SingPass 2-Step Verification (2FA) is required for on-boarding. If you have not registered for a SingPass or have not set up the 2FA, please visit the SingPass website (<https://www.singpass.gov.sg>), or scan the QR codes below to do so. Should you require further assistance, please contact SingPass Helpdesk at 6643-0555.

SingPass Registration	2FA Activation
	

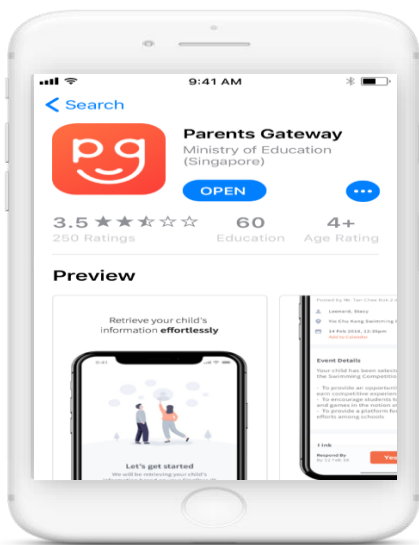
Download Parents Gateway Mobile App & Performing an account registration and on-boarding process

1. Keyword search “Parents Gateway” in Apple App Store or Google Play Store to download the mobile app (supported OS versions: **Android 5.0 or later & iOS 9.1 or later**). Alternatively, scan the QR code below

Apple App Store	Google Play Store
	

2. **“Allow Notifications”** to receive push notifications.

1. Tap on “Get”. Then Open

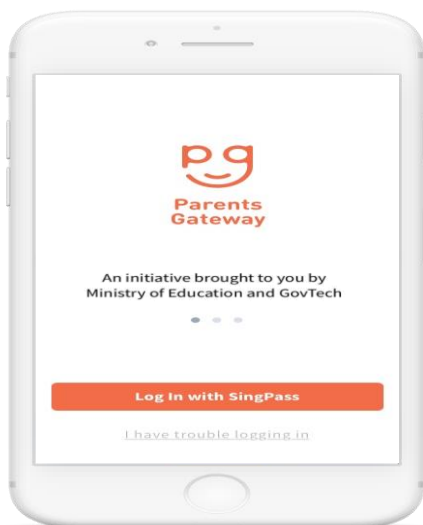


2. The app will download automatically

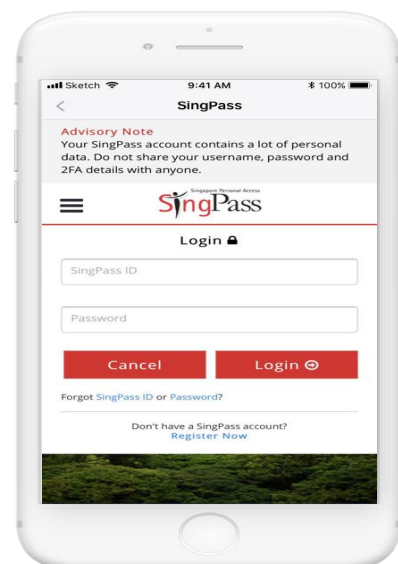


Once successful, parents will need to on-board using their SingPass.

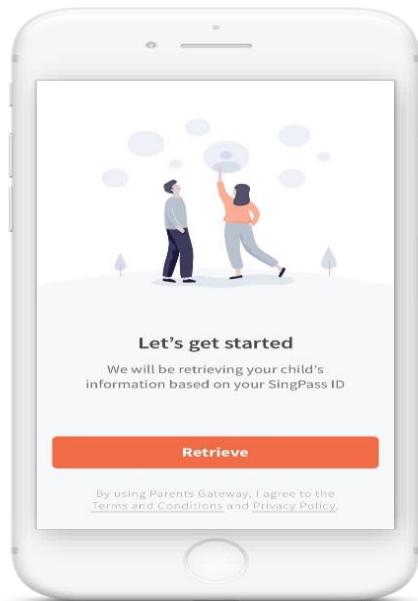
3. Tap on “Log in with SingPass”



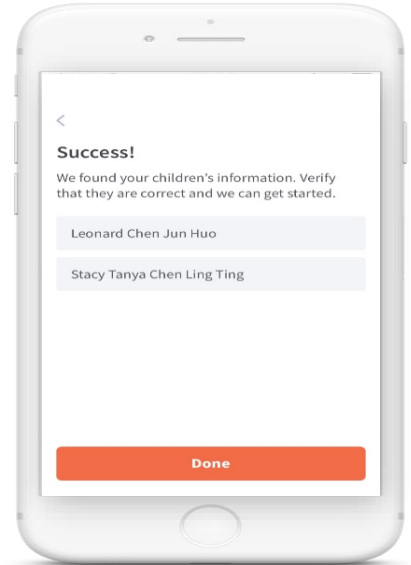
4. Log in with your SingPass (2FA)



5. Tap on “Retrieve” to retrieve your child(ren)’s information



6. Tap on “Done” to complete on-board



7. You should see your child(ren)’s school announcements and activities (if any)

